





## THE OFFICE PULSE

Every workplace has its own unique pulse. An ever-changing setup of work patterns, cultural behavior and office layouts. Pace, focus and work intensity shift throughout the day. We are digital, but we still need physical storage solutions, for personal- as well as shared items. And, as the last “personal base” to hold on to in the pulsating office. Meet EFG Pulse Storage.

# PERSONAL STORAGE FOR INDIVIDUAL WORK PATTERNS



The wide EFG Pulse range allows you to create a storage solution for every unique office space. Open storage, drawers and doors in different sizes can be combined into large or small solutions, placed in a cluster in the open office, along walls, by a personal workplace or used as a space divider. Plinths, legs and wheel-bases in different heights are available in a number of colours. All doors and drawers can be equipped with key-locks, code-locks or RFID-locks.

Selection of units:



S80D25C + SPL800



S16D35C + SPL1582



S80D36 + SMW800



RFID-locks available as standard, with optional programming. The system can be integrated with an existing RFID-system, such as entry doors etc.



Pulse personal storage unit in white pigmented ash veneer.



# ASSORTMENT MODULES

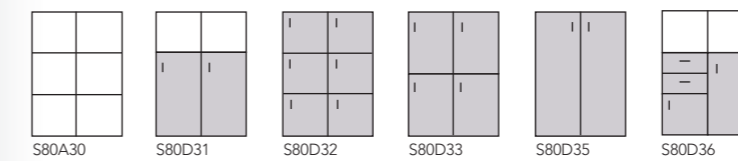
## DOORS AND DRAWER COMBINATIONS

Units in three heights and three widths in various standard combinations of doors, drawers and open shelves. Depth 400 mm. Choose a base from the list below; plinth, metal stand or wheel base. Drawer set available as option on the open units. W - unit is also possible to mount on wall.

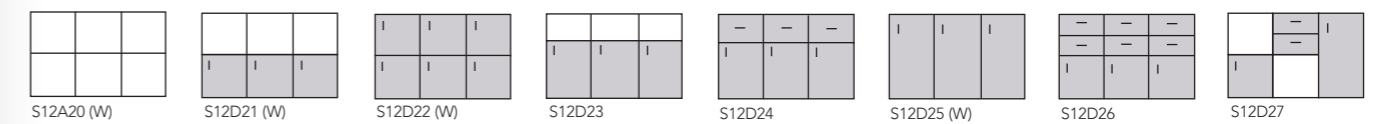
### 2A4 x 2 modules (h746 mm x w800 mm)



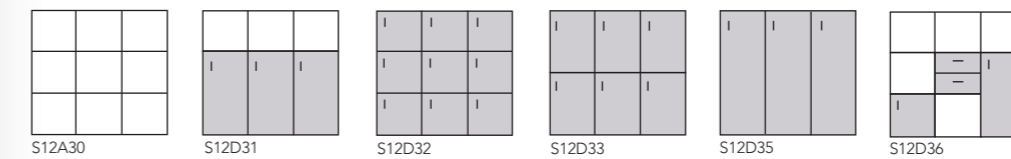
### 3A4 x 2 modules (h1098 mm x w800 mm)



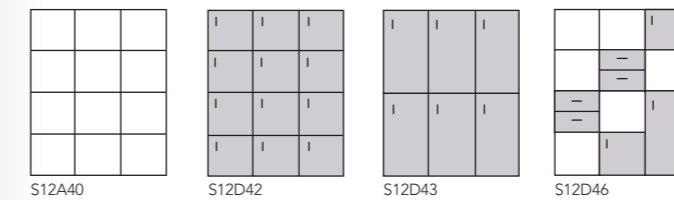
### 2A4 x 3 modules (h746 mm x w1191 mm)



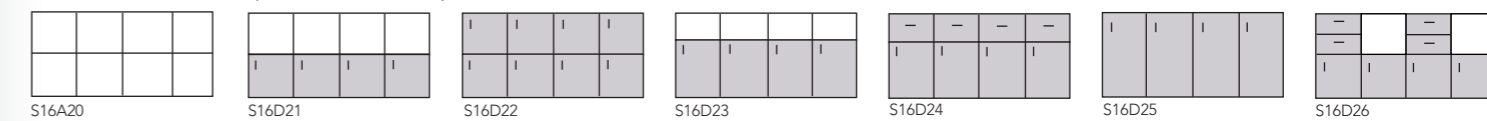
### 3A4 x 3 modules (h1098 mm x w1191 mm)



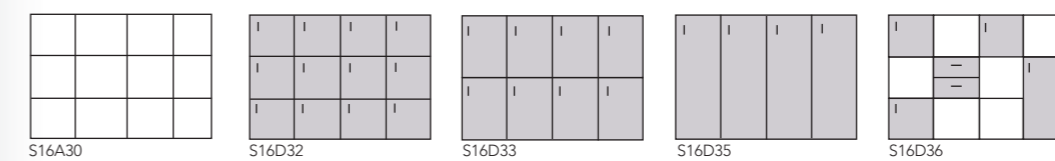
### 4A4 x 3 modules (h1450 mm x w1191 mm)



### 2A4 x 4 modules (h746 mm x w1582 mm)



### 3A4 x 3 modules (h1098 mm x w1582 mm)



# MATERIALS AND FINISHES

## FRONTS

### Lacquer



TC · CORAL PINK  
NCS S 2030-Y60R



TD · DUSTY GREEN  
NCS S 4010-G70Y



TE · STEEL BLUE  
NCS S 6010-R90B

## FRAME

### Veneer



A2 · ASH WHITE 2%



B5 · NATURAL BIRCH



R5 · NATURAL BEECH

## SHELVES, PARTITIONS AND BACKS\*

### Laminate




MB · BIRCH



MR · BEECH




ME · OAK



MV · WHITE  
NCS 0502-G50Y




M6 · LIGHT GREY  
NCS 2201-G58Y




MA · ANTHRACITE  
NCS S8000-N

## PLINTH

### Plastic\*\*



PV · WHITE  
NCS 0502-G50Y



PA · ANTHRACITE  
NCS S8000-N

\*\* for 800 mm wide  
modules only.

## HANDLES



Knob  
Available on all Pulse  
units



71 · CHROME-  
GREEN




65 · GREY-  
BLUE



69 · SALMON  
PINK




24 · BLACK



Z4 · WHITE



62 · SILVER



90 · CHROME



92 · BRASS



Bail handle  
Available on all Pulse  
units. Longer version  
on Towers



71 · CHROME  
GREEN




65 · GREY  
BLUE



69 · SALMON  
PINK




24 · BLACK



Z4 · WHITE



62 · SILVER



90 · CHROME



26 · GREY

## BASES



Metal stand  
Two heights, 94 mm  
and 235 mm.



71 · CHROME  
REEN




65 · GREY  
BLUE



69 · SALMON  
PINK



24 · BLACK



Z4 · WHITE




62 · SILVER



Wheel base  
Available on 800 and  
1191 mm wide units.



24 · BLACK




Z4 · WHITE



62 · SILVER

## LOCKS



Key lock  
Available on all units



Code lock  
Available on all units. White as  
standard, black on fronts in MA.



RFID lock  
Available on all units.

**e|F|G**